

GLR43302

2-Channel 433MHz Gigalink™ Receiver.

Features

- Supply voltage can be 12 – 24 Volts AC or DC
- Highly sensitive receiver input stage. When used with GLT433... transmitter an operating range of 350 metres (980 ft) is possible
- Two relay outputs. Both outputs can be operated simultaneously
- Crystal controlled for high stability and performance
- Uses micro-controller technology that can be re-programmed to suit unique applications
- Momentary, latching and security latching output modes is user selectable
- Power ON LED indicator
- Test buttons for relay



Applications

- Automatic gates
- Security systems
- Simple on/off functions

Description

The GIGALINK™, GLR43302 is the most advanced Remote Control technology available in the world today. GIGALINK™ is an invention that has revolutionised the entire Remote Control technology including Elsema's earlier version of FMT- ... and FMR- ... series.

The GLR43302 state-of-the-art invention brings a new dimension in the world of Remote Control technology in domestic, commercial and industrial applications.

The innovative microcontroller technology replaces the traditional dip switch coding which eliminates any possible code grabbing. Special features such as over four billion code combinations and ability to program any number of transmitters to a receiver adds up to the most advanced and secure Remote Control available.

Four billion codes

The user can easily change the code on all the channels. Momentary joining the two CC pins on the receiver board sets all channels to one random code.

Code Programming

For code programming, please refer to the separate programming instructions.

When programming is completed and the GIGALINK cable is removed from the receiver-coding socket, the 2-way dip switch is used to select different output modes. This is described below.

Output Modes

Relay output on the receiver can function in either momentary or latching mode. By default the mode is set to momentary. Modes selectable from the 2-way dipswitch. Dipswitch 1 corresponds to relay channel 1 and dipswitch 2 corresponds to relay channel 2.

Factory Default = Momentary

Momentary - Output is active for as long as the transmitter button is pressed.

This is a standard mode on most automatic gates or garage door openers.

Latching - Output remains active until next press of the transmitter button.

Similar to switching "on" and "off" a light.

Security Latching - Output remains active until power to the receiver is removed. Similar to security alarms and fire alarms. To activate the security latching mode, a link needs to be soldered into the hole marked as latching.

Customised Software

Custom output modes can be programmed to do special functions. Call Elsema for more details.

AC/DC Supply and Antenna

AC/DC power supply and antenna is connected via a screw-type terminal block. Do not connect the supply to the 2.5-mm coding socket since connection may damage the microcontroller.











Unique Code System

The microcontroller EEPROM allows large volume users to have a unique code. This enables Elsema to offer everyone "your own" radio control.

Case

The two-channel receiver is supplied without a case, this allows the receiver to be integrated according to your needs. Elsema has available a Quick Mount bracket which enables easy mounting to walls, roof etc.

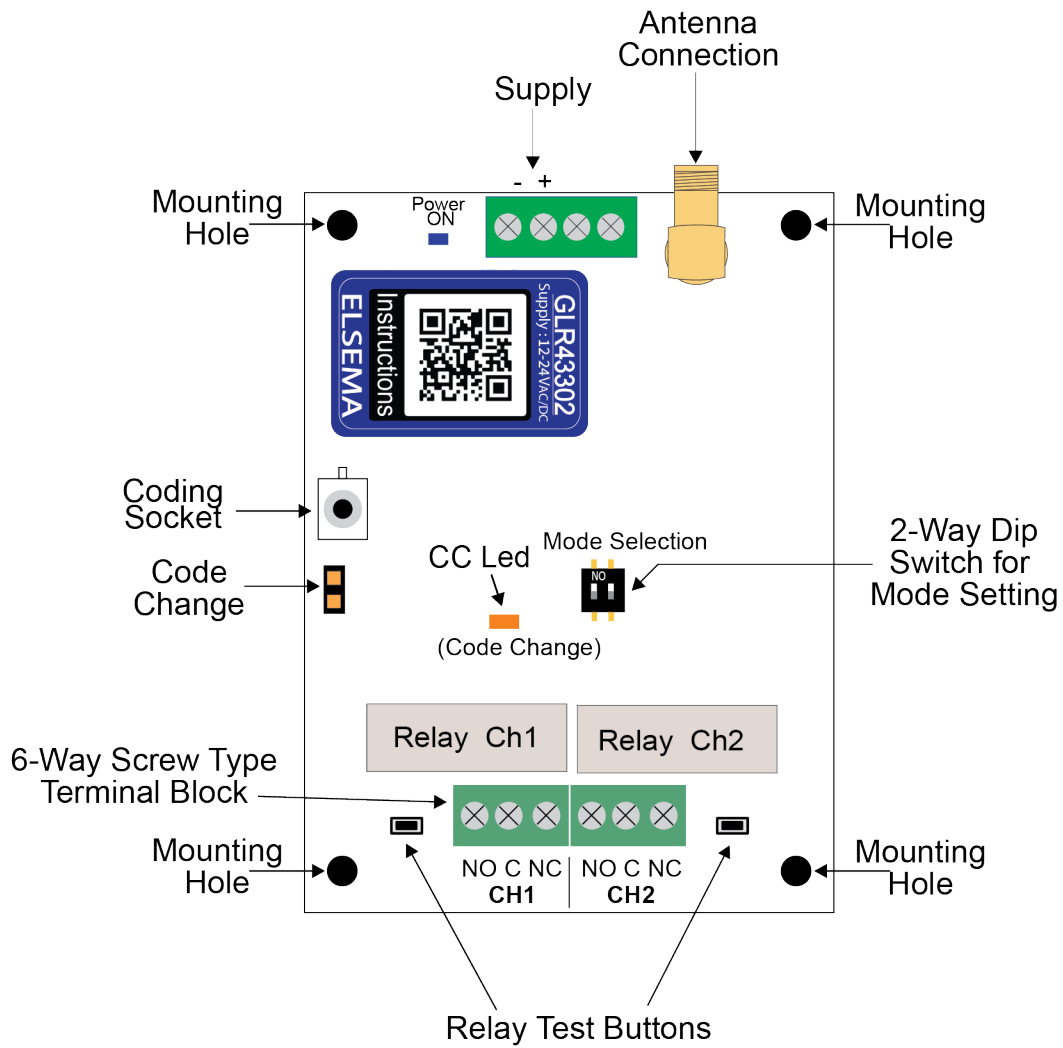
Products in the Range

				
<p>GLR43301 1-Channel</p>	<p>GLR43301240 1-Channel, 240V</p>	<p>GLR43302 2-Channel</p>	<p>GLR43302240 2-Channel, 240V</p>	<p>GLR4330412 4-Channel, 12 - 24V</p>
				
<p>GLR43304240 4-Channel, 240V</p>	<p>GLR43308 8-Channel</p>	<p>GLR43308R 8-Channel Relay Output</p>	<p>GLR43302SS Receiver with 6-way female connector</p>	<p>GLR43302SST Receiver with terminal block</p>

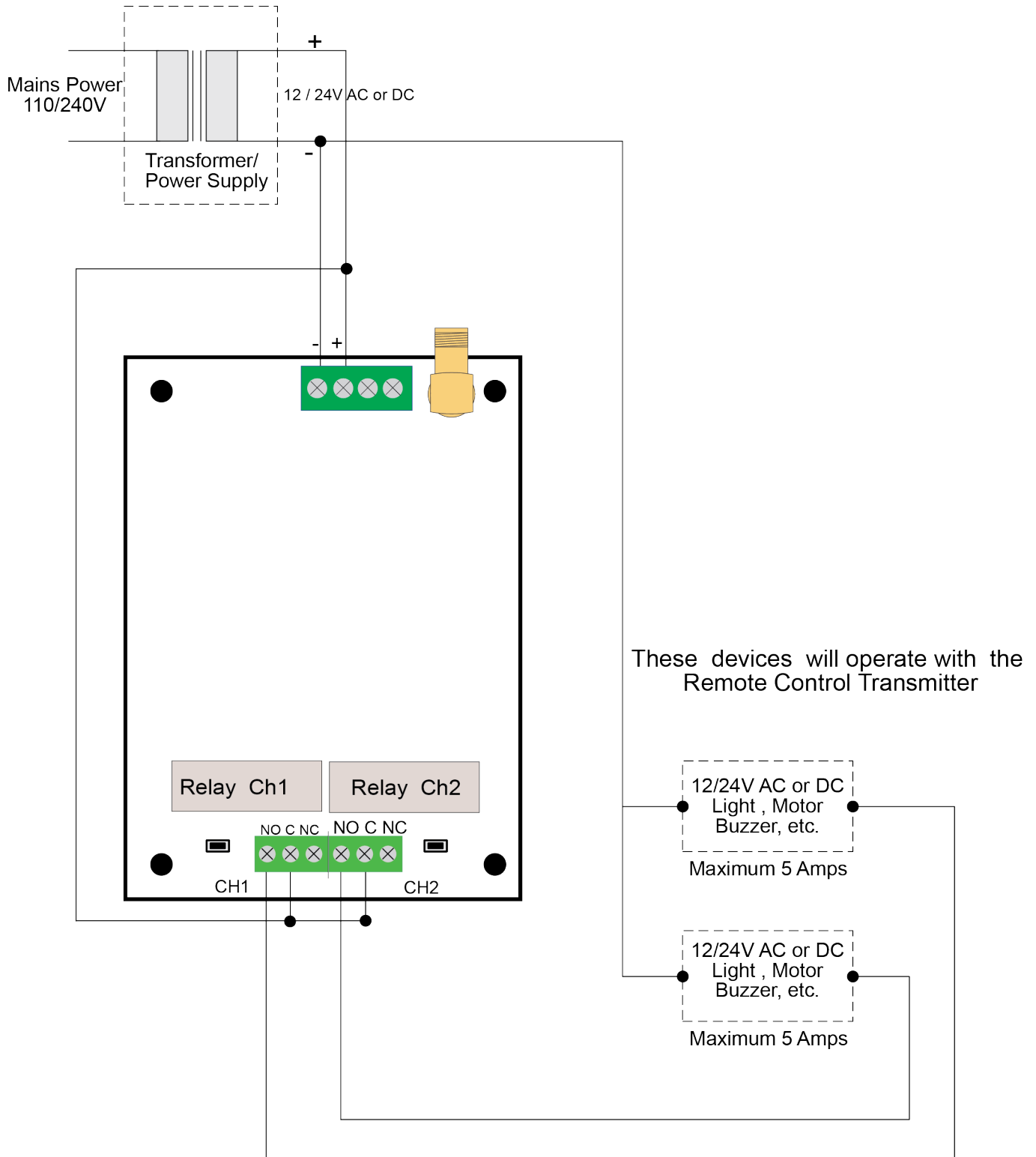
Technical Data

Supply Voltage	12 – 24 Volts AC or DC. (Recommended powerpack: 12PP-1000)
Current Consumption	8 mA on standby at 12 VDC supply 45 mA if relay “ON” at 12VDC supply
Receiving Frequency	433.920MHz
Operating Temperature Range	-5 to 50°C
Outputs	2 Change over relay output, each rated at 8 Amps/240 Volts
Connections	Screw type terminal block
Antenna	Elsema’s ANT433MHz series antennas or piece of approximately 690 mm long wire for short range applications.
Dimensions	95 X 70 X 30 mm
Mounting hole size	3.97 mm or 5/32"
Useable Transmitters	All Elsema Type 433MHz GLT-... series

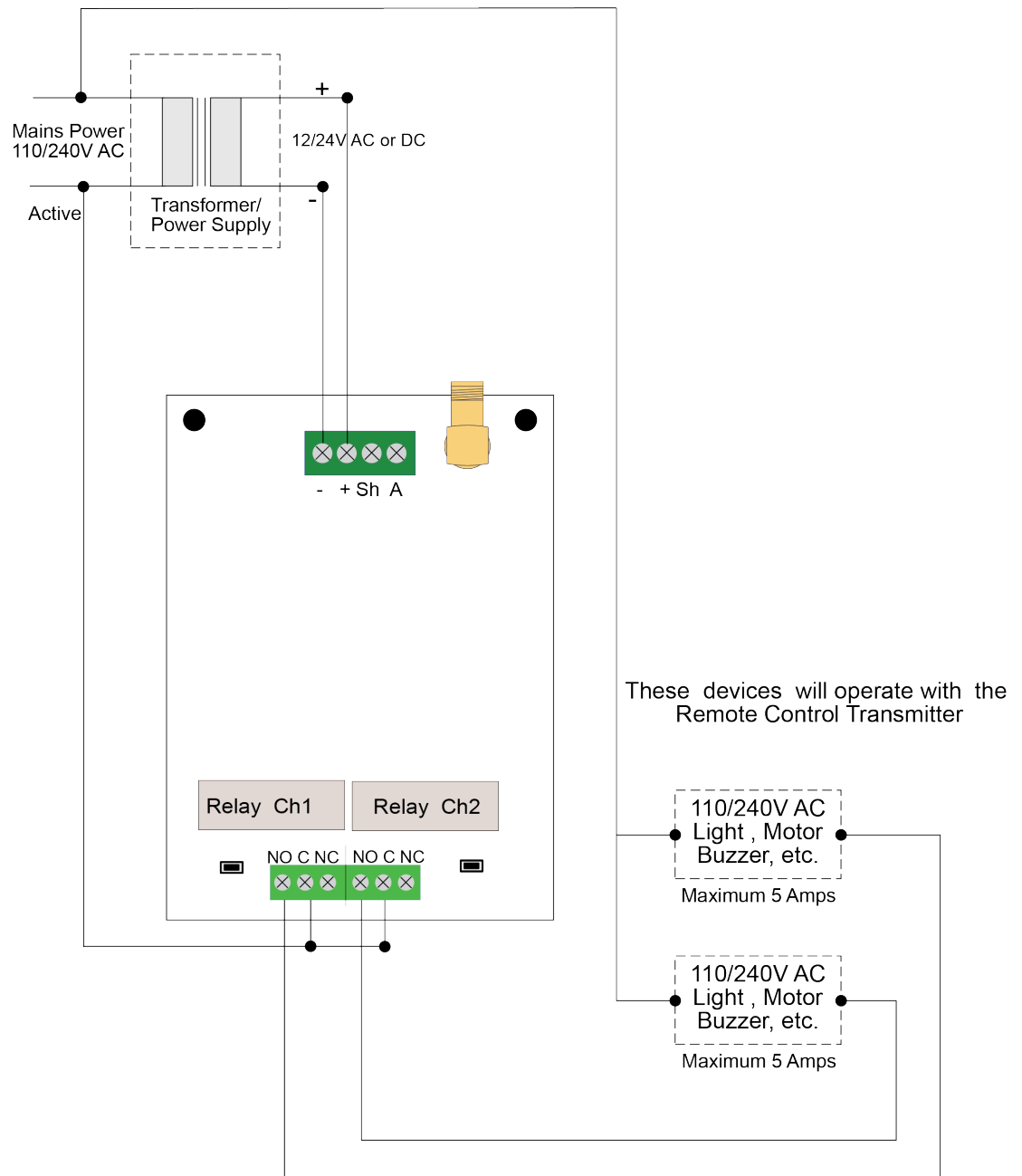
Block Diagram



GLR43302 12/24 VAC/DC Application



GLR43302 240/110 VAC Application



Manufactured by

Elsema Pty Ltd
31 Tarlington Place, Smithfield
NSW 2164, Australia.
Ph: 02 9609 4668
Website: <http://www.elsema.com>